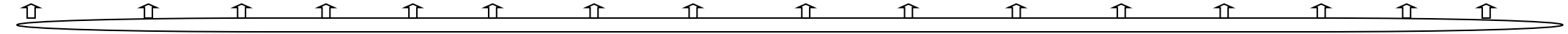


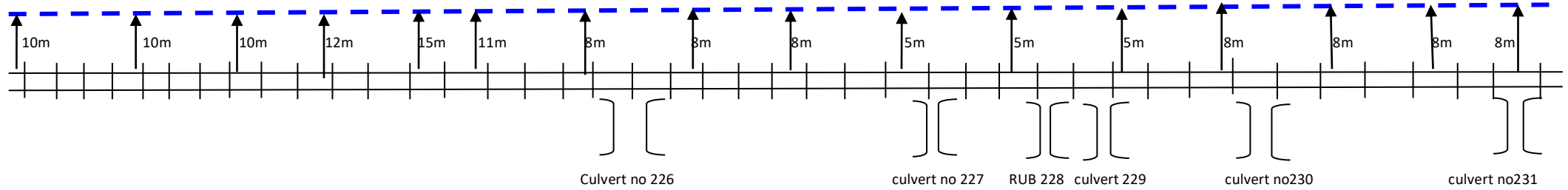
← AGTL Side

→ SBRM Side

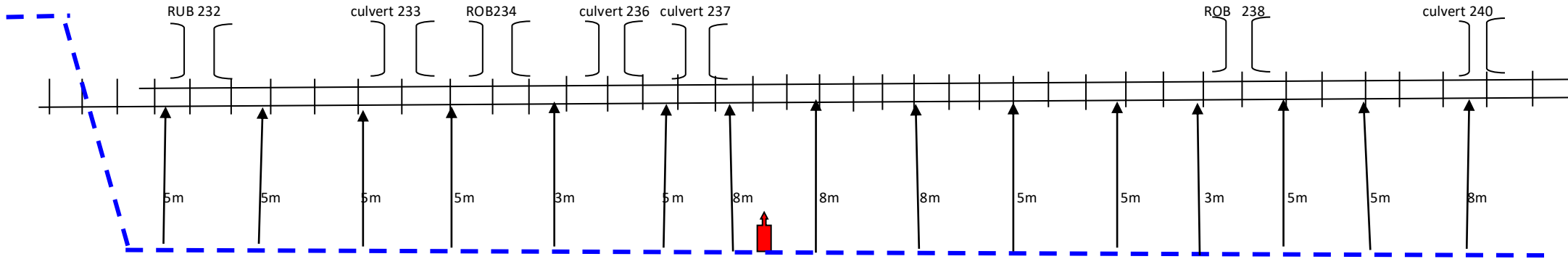

65/6 65/7 65/8 65/9 66/0 66/1 66/2 66/3 66/4 66/5 66/6 66/7 66/8 66/9 67/0 67/1



**STRB Station**



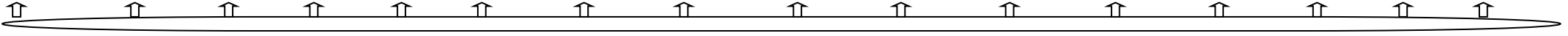
67/2 67/3 67/4 67/5 67/6 67/7 67/8 67/9 68/0 68/1 68/2 68/3 68/4 68/5 68/6 68/7



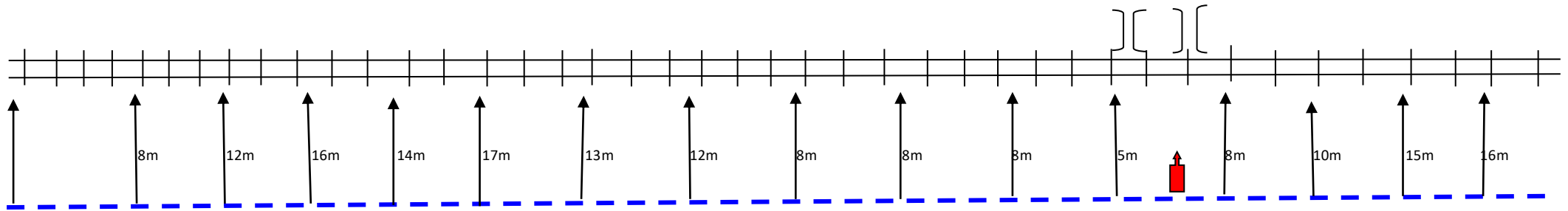
← AGTL Side

→ SBRM Side


68/8 68/9 69/0 69/1 69/2 69/3 69/4 69/5 69/6 69/7 69/8 69/9 70/0 70/1 70/2 70/3



Culvert 241 ROB 242

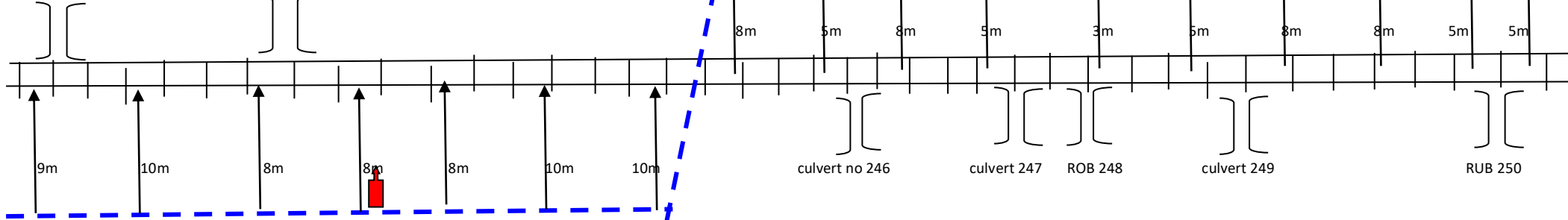


70/4 70/5 70/6 70/7 70/8 70/9 71/0 71/1 71/2 71/3 71/4 71/5 71/6 71/7 71/8 71/9 72/0



RUB243

culvert 245



culvert no 246

culvert 247

ROB 248

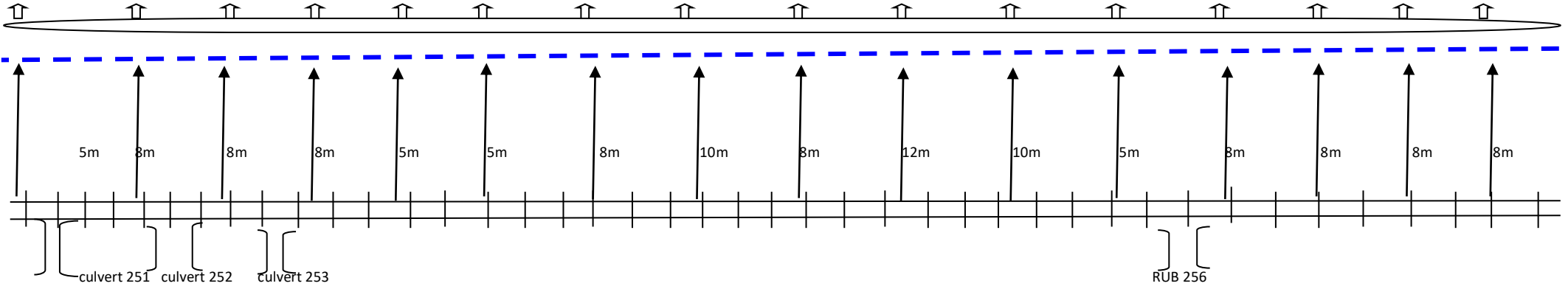
culvert 249

RUB 250

← AGTL Side

→ SBRM Side

72/1 72/2 72/3 72/4 72/5 72/6 72/7 72/8 72/9 72/10 73/0 73/1 73/2 73/3 73/4 73/5 73/6



73/7 73/8 73/9 74/0 74/1 74/2 74/3 74/4 74/5 74/6 74/7 74/8 74/9 75/0 75/1 75/2 75/3

