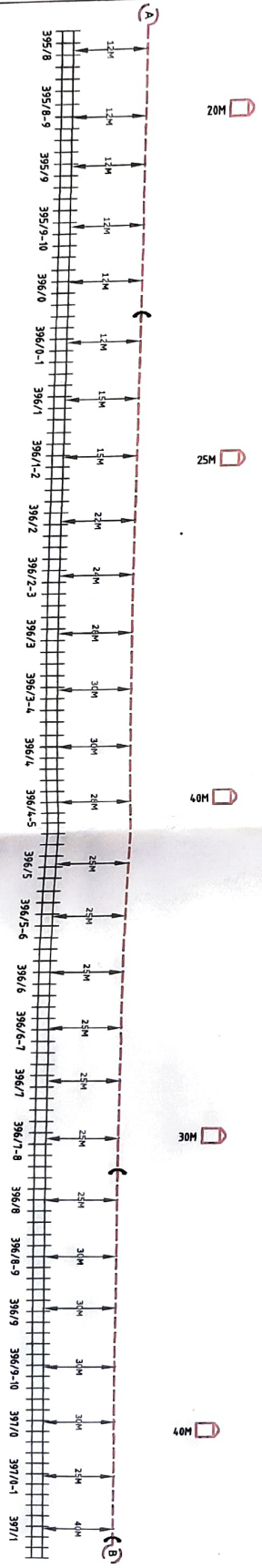




AGT-KYQ  
DN/UP



- PROPOSED ROUTE
- RAILWAY BOUNDARY
- BRIDGE/CULVERT
- EMERGENCY SOCKET
- LC-GATE
- HANDL/MACHINE



NOTE - ALL MEASUREMENTS ARE FROM CENTER OF MAIN LINE  
PROPOSED ROUTE MAY VARY AS PER SITE CONDITIONS

At the time of execution information to be given to Railtel.

AGT station to be marked on the map with a red circle.

\* NB: Boring must be avoided from ACT SM room to km 394/6 except track crossing by manual bore if no existing cable route is there. Boring may be done after final approval of all systems per line.

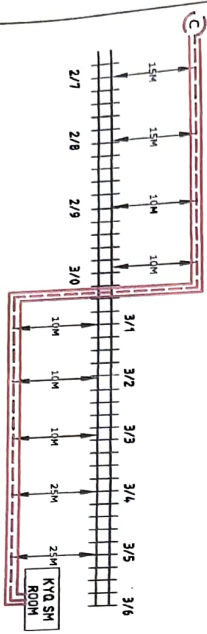

DESIGNED BY KEC-ABEPL JV (GURGAON)	N.F.R	RE/S&T/P&C	SE/S&T/RVNL	HANDLING/S&T/RVNL	J&V/EXPY/S&T/RVNL	SSE/SIG/IC/INR	SSE/ELEC/INR	SSE/P&V/IC/INR	SSE/ANDRS/INR	SSE/TELE/INR	ADBE/INR/G	SR/DM-C/INR/G	ASST/INR/EE	SR/DIST/INR/G	AGT-KYQ SECTION	DRG_NO
APPROVED BY [Signature]		[Signature]	[Signature]	[Signature]	[Signature]	[Signature]	[Signature]	[Signature]	[Signature]	[Signature]	[Signature]	[Signature]	[Signature]	[Signature]		

TO SUITE CST'S SIP NO. SIP. NO.

SCALE - 1: NOT TO SCALE

SHEET No. - 1

AGT-KYQ  
DN/UP



- PROPOSED ROUTE
- RAILWAY BOUNDARY
- BRIDGE/CULVERT
- EMERGENCY SOCKET
- LC-GATE
- HANDL/MACHINE



NOTE: ALL MEASUREMENTS ARE FROM CENTER OF MAIN LINE  
PROPOSED ROUTE MAY VARY AS PER SITE CONDITIONS

For the line of information given to Riddell.  
Duplicate copy to be sent to the contractor for their review.

One break crossing point is available (11KV) near west end of pit line yard. Drains crossing between 3/0 to 3/1 should be checked back station break crossing is available or not

DRAMAN B-V	KEC-ABEPL JV (GURGAON)	N.F.R	RE/SAT/PMC	SE/SAT/RVNL	MANAGER/SE/IRVNL	JOB EXP/ST/ST/IRVNL	SE/ENG/CONTR	SE/ELEC	SE/PHY/ICP	SE/WORKS/ICP	SE/TELE/ICP	ADVERT/ING	SR. OEN-CHRG	ASST/ENGR	SR. OSTE/ING	AGT-KYQ SECTION	DRG. NO

SCALE - 1 NOT TO SCALE

SHEET No-2