

LMG END
←

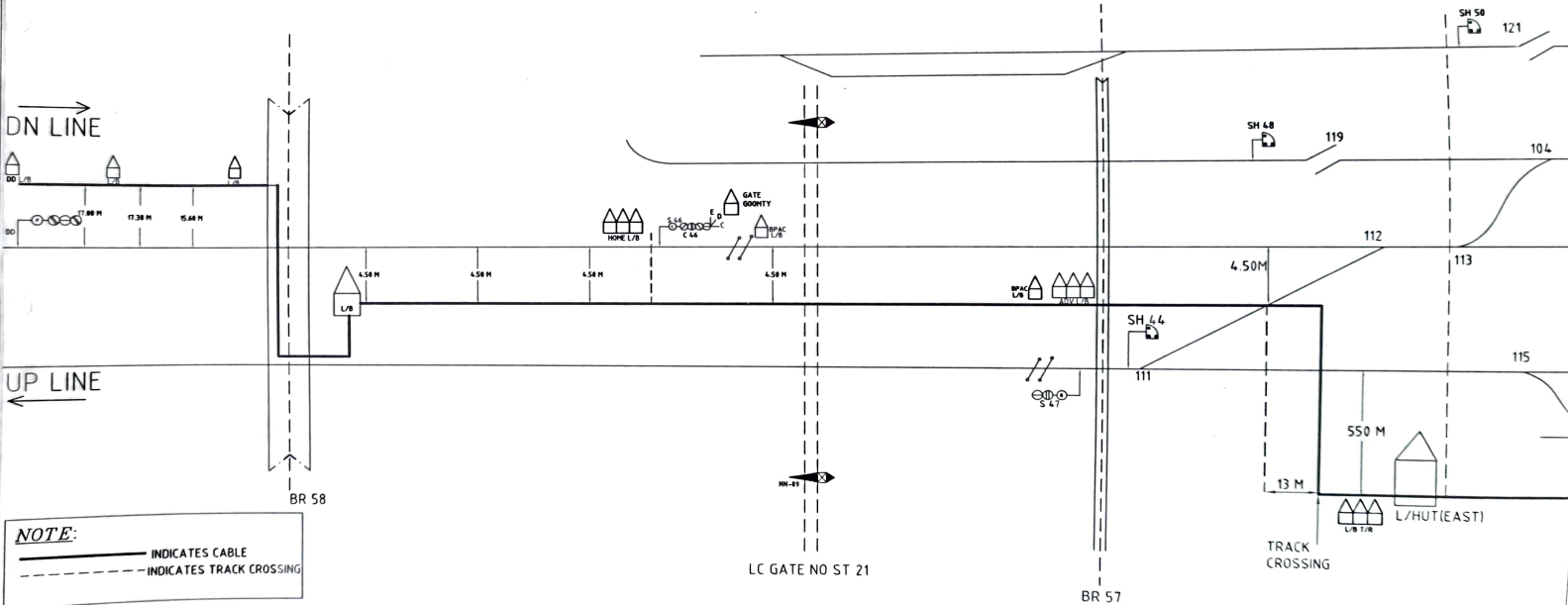
46/1 46/0 45/9

45/7 45/6 45/5 45/4 45/3 45/2 45/1 45/0

44/6 44/5 44/4

DN LINE →

← UP LINE



NOTE:
 ——— INDICATES CABLE
 - - - - - INDICATES TRACK CROSSING

DESIGNED BY:
 RIEBCON-DUTTA J.V, MALIGAON

SIGNATURE OF THE CONTRACTOR

SITE VERIFICATION DONE

COUNTERSIGNED BY

BASED ON PLAN SG(SI)-

CONTRACT AGR No.

WORK INTRODUCED ON

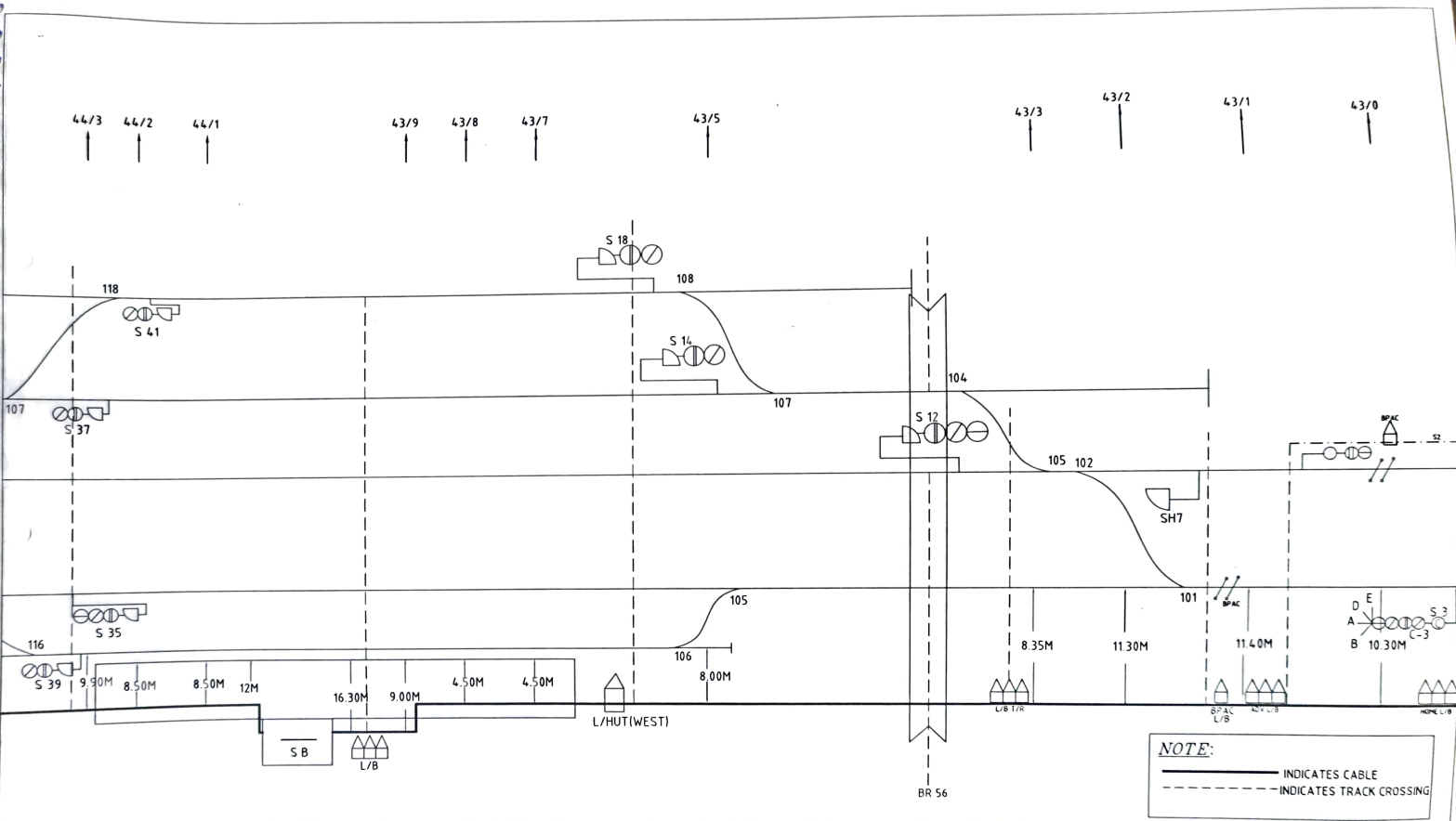
of

SSE/SIG/CON/GHY

Keddy

DSTE/CON/MLG

N.F.R LUMDING DIVISION	DIGARU STATION CABLE ROUTE PLAN (AS LAID)	
	NOT TO SCALE	SHEET NO. 1 OF 3
DIGARU CABLE ROUTE PLAN	DEPARTMENT	
CST'S DRG NO.		



DESIGNED BY:
RIEBCON-DUTTA J.V, MALIGAON

SIGNATURE OF THE CONTRACTOR

SITE VERIFICATION DONE

[Signature]

SSE/SIG/CON/GHY

COUNTERSIGNED BY

[Signature]

DSTE/CON/MLG

BASED ON PLAN SG(SI-)

CONTRACT AGR No.

WORK INTRODUCED ON

N.F.R
LUMDING DIVISION

DIGARU CABLE ROUTE PLAN

DIGARU STATION
 CABLE ROUTE PLAN (AS LAID)

NOT TO SCALE SHEET NO. 2 OF 3

DEPARTMENT

CST'S DRG NO.

GHY END 



42/9 42/8 42/6 42/5 42/4 42/3 42/2 42/1 42/0

DN LINE 

UP LINE 

11.30M 10.50M 9.80M 9.50M 9.00M 9.00M 10.20M 5.50M 9.40M



NOTE:
 INDICATES CABLE
 INDICATES TRACK CROSSING

DESIGNED BY:
 RIEBCON-DUTTA J.V, MALIGAON

SITE VERIFICATION DONE

COUNTERSIGNED BY

BASED ON PLAN SG(SI)-

N.F.R
 LUNDING DIVISION

DIGARU STATION
 CABLE ROUTE PLAN (AS LAID)
 NOT TO SCALE SHEET NO. 3 OF 3

SIGNATURE OF THE CONTRACTOR

SSE/SIG/CON/GHY

DSTE/CON/MLG

WORK INTRODUCED ON

DIGARU CABLE ROUTE PLAN

DEPARTMENT

CSTES DRG NO.