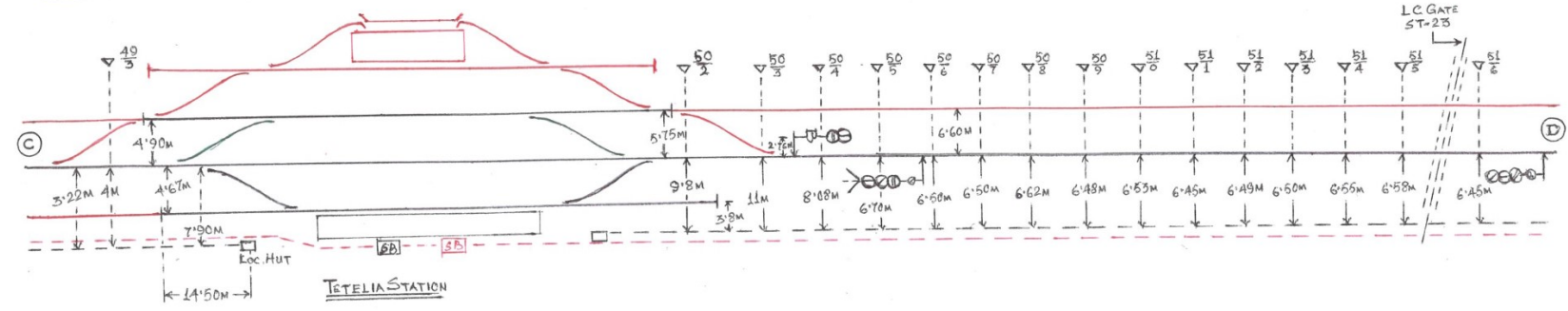
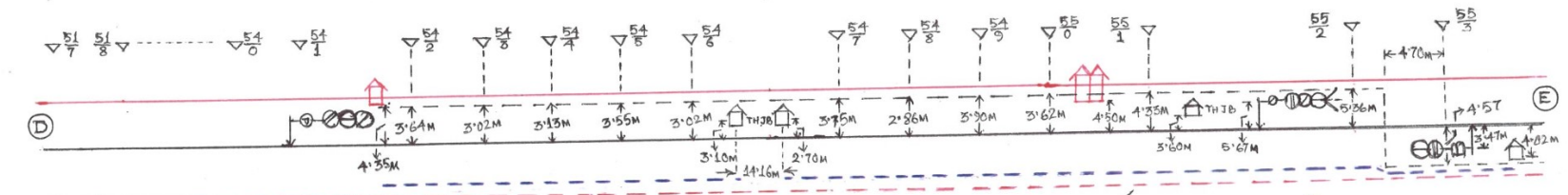


- 1. NEW LINE = ————
- 2. EXISTING LINE = ————
- 3. SIGNALLING CABLE ROUTE = - - - - -
- 4. TELECOM CABLE ROUTE = - . - . -
- 5. SIGNALLING CABLE SHIFTING ROUTE =
- 6. TELECOM CABLE SHIFTING ROUTE =

1. N
2. E
3. S
4. W
5. N
6. E



A

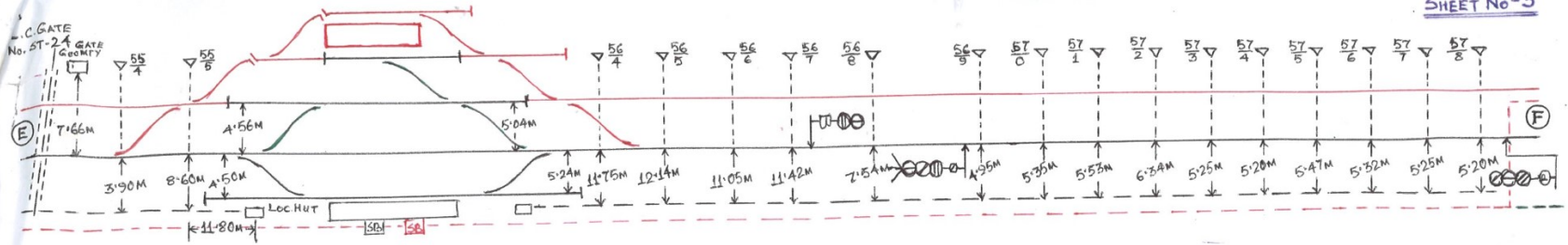


Day
SSE/W/C/JID

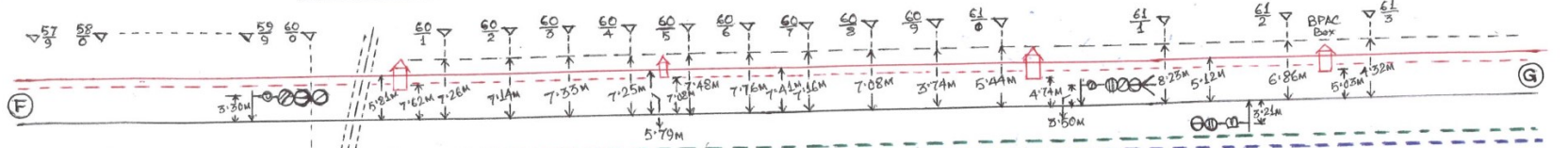
X
SSE/Telo/GHY

[Signature]
SSE/Sig/GHY

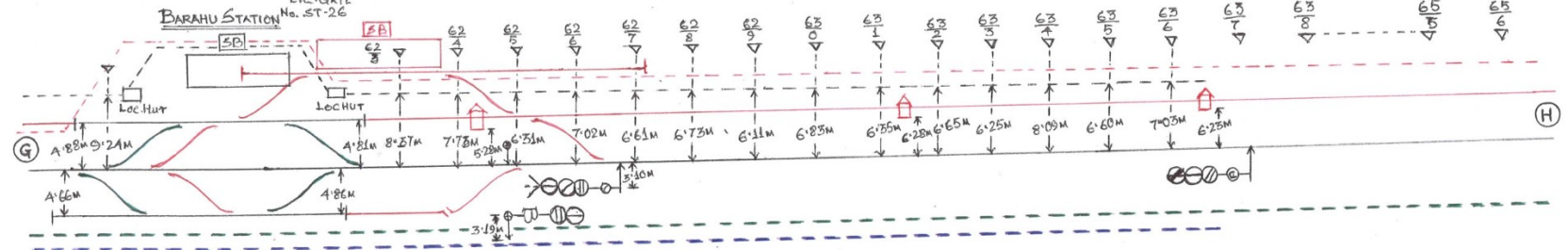
[Signature]
SSE/Sig/Com/GHY



KAMRUP KHETRI STATION



BARAHU STATION



- 1. NEW LINE *
- 2. EXISTING LINE =
- 3. SIGNALLING CABLE ROUTE - - - - -
- 4. TELECOM CABLE ROUTE - - - - -
- 5. SIGNALLING CABLE SHIFTING ROUTE - - - - -
- 6. TELECOM CABLE SHIFTING ROUTE - - - - -

boy
SSE/W/C/JID

SSE/Tele/GHY

SSE/Sig/GHY

SSE/Sig/Con/GHY